

42 Kawaka Street
PO Box 4012
Mount Maunganui 3149
E admin@tgahockey.co.nz
P 07 575 0074
www.tgahockey.co.nz



SMALL STICKS

(Primary Schools)

HANDBOOK

2016

Introduction

The Small Sticks Hockey programme encapsulates the Fun Sticks (Years 1 – 2), Mini Sticks (Years 3 – 4), Kiwi Sticks (Years 5 – 6) and Kwik Sticks (Year 7 – 8) hockey competitions.

The aim of this programme is to provide greater focus on skill sets across the Small Sticks age groups, so as to prepare young players to better cope with the later competitive programmes associated with Secondary School, Senior and Representative Hockey.

This Handbook is designed to cover and provide relevance for the Primary Schools portion of Small Sticks, principally the Mini Sticks and Kiwi Sticks modules, but also to provide supplementary assistance to the Fun Sticks module which is the direct feeder to Mini Sticks.

The Mini Sticks and Kiwi Sticks are managed by a Small Sticks Committee (The Committee) composed of at least (but not limited to) one representative from each of the Primary Schools along with any other supporters who wish to be involved.

The Committee meets at 6:30pm for generally one hour on the second Tuesday of each month throughout the season and is responsible for both managing the schools competition as well as implementing objectives as defined at Tauranga Hockey Board and Operations level. Dates and timings remain flexible depending on a particular need, however they are usually a monthly occurrence.

Games are played on Saturday mornings between 8am and 1:30pm at the Tauranga Hockey Centre, Otumoetai College, Otumoetai Intermediate, Bethlehem College, Aquinas College, Te Puna School and Katikati College.

At the Tauranga Hockey Centre (THC), there are two turfs called the Beach Turf (closest to Blake Park) and the Port Turf.

This Handbook is intended as a quick reference guide for the 2016 season.

If there are questions regarding any of the matters in this handbook, your first point of contact should be your schools Primary School's representative on the Small Sticks Committee. If they are not available, I can be contacted as the Small Sticks Committee Chairperson via the following means:

- Direct via contact details below
- Through your school representative
- Email via the Tauranga Hockey website contacts list

Kind regards

Jitu Patel
Junior Hockey Coordinator (Primary Schools)
Tauranga Hockey Association

www.tgahockey.co.nz

Phone +64 7 572 3761 | Mobile +64 21 2600293

Table of Contents

1. Key Notes.....	4
2. Calendar 2015.....	5
3. Teams and Grades.....	6
4. Awards / Prizes / Prizegiving	7
5. Competition Structure.....	8
Team definition:	8
Game timings:	8
Results:	8
Competition Rounds:	9
Finals Process:	9
6. Umpiring.....	11
7. Local Rules.....	12
Sportsmanship.....	12
Team Numbers.....	12
Player Movement.....	12
Uniform.....	12
Field & Facilities	13
Game Ball.....	13
The Game	13
Nine Goal Rule	15
Player Eligibility	15
8. Turf Rules.....	16
9. Managers' Requirements.....	16
10. Primary Schools Tauranga Hockey Centre Duty.....	17
11. How to reset Beach and Port Turfs:.....	19
12. THC Turf Fields for Primary School Hockey	20
13. Blake Park Grass Fields for Primary School Hockey	22
14. Satellite Hockey Venues for the Tauranga Small Sticks Competition.....	24
General Guidelines:	24
Particular guidelines for each location:.....	24
Otumoetai Intermediate	24
Aquinas College	24
Otumoetai College.....	25
Katikati College.....	26
Te Puna School	26
Bethlehem College	26
15. Primary Schools Bethlehem College Duty	28

1. Key Notes

Team Entries Due	Kiwi Sticks Mini Sticks Fun Sticks	Thursday 14 th April 2016 Thursday 14 th April 2016 N/A
Player Registrations Due	Kiwi/Mini Sticks Fun Sticks	Friday 20 th May 2016 Friday 20 th May 2016
Coach Forum Dates		Saturday 7 th May 2016 Sunday 12 th June 2016 Sunday 31 st July 2016 Sunday 21 st August 2016
Season Start Date	Kiwi/Mini Sticks Fun Sticks	Saturday 7 th May 2016 Week beginning 16 th May 2016
Season Finish Date	Kiwi/Mini Sticks Fun Sticks	Saturday 17 th September 2016 Saturday 10 th September 2016
Competition Committee Meeting Dates		2 nd Tuesday of the month 6.30pm to 7.30pm THC Pavillion <i>Updated Meeting dates / locations will be published on Tauranga Hockey website</i>
Game Day Draw		On Tauranga Hockey website each week by Wednesday midday
Cancellations		Advertised on Tauranga Hockey website by 7:10am Saturday On Tauranga Hockey answer- phone by 7:15am On MORE FM (93.4) on Saturday morning from 7:30am

2. Calendar 2016

Below is the Primary School's season calendar including Committee meetings.

CALENDAR		
	Kiwi / Mini Sticks	Fun Sticks
8/03/2016 Tuesday	Committee Meeting (Pre-Season)	
12/04/2016 Tuesday	Committee Meeting (Pre-Season)	
23/04/2016 Saturday	School Holidays	
30/04/2016 Saturday	School Holidays	
7/05/2016 Saturday	Coach's Forum 1	
10/05/2016 Tuesday	Committee Meeting	
14/05/2016 Saturday	Festival Day	
21/05/2016 Saturday	1 Grading 1	+ Fun Sticks 1
28/05/2016 Saturday	2 Grading 2	+ Fun Sticks 2
4/06/2016 Saturday	Queen's Birthday	
11/06/2016 Saturday	3 Grading 3	+ Fun Sticks 3
14/06/2016 Tuesday	Committee Meeting	
18/06/2016 Saturday	4 Grading 4	+ Fun Sticks 4
25/06/2016 Saturday	5 Championship 1	+ Fun Sticks 5
2/07/2016 Saturday	6 Championship 2	+ Fun Sticks 6
9/07/2016 Saturday	7 Championship 3	+ Fun Sticks 7
16/07/2016 Saturday	School Holidays	
23/07/2016 Saturday	School Holidays	
30/07/2016 Saturday	8 Championship 4	+ Fun Sticks 8
6/08/2016 Saturday	9 Championship 5	+ Fun Sticks 9
13/08/2016 Saturday	10 Championship 6	+ Fun Sticks 10
16/08/2016 Tuesday	Committee Meeting	
20/08/2016 Saturday	11 Championship 7	+ Fun Sticks 11
27/08/2016 Saturday	12 Championship QF	+ Fun Sticks 12
3/09/2016 Saturday	13 Championship SF	+ Fun Sticks 13
10/09/2016 Saturday	14 Championship Finals	+ Fun Sticks 14
13/09/2016 Tuesday	Committee Meeting	
17/09/2016 Saturday	Fun Games + Prize-giving	
24/09/2016 Saturday	School Holidays	
1/10/2016 Saturday	School Holidays	
11/10/2016 Tuesday	Committee Meeting (Season Debrief)	

6.30pm THA Pavilion

6.30pm THA Pavilion

6.30pm THA Pavilion

BC Festival + Hatch Dev

6.30pm THA Pavilion

Sec School Tournament (Finishes Fri 2nd)

AIMS Games

6.30pm Venue TBA

6.30pm THA Pavilion

3. Teams and Grades

Fun Sticks

Age Group	Years 1 and 2
Format	Age appropriate skills sessions and collective games
Timings and Venues	Tauranga Boys College / Saturday mornings 9 – 10am Other venues / timings as advised on the TH website

Mini Sticks 6-a-side

Age Group	Generally Years 3 to 4 but can be from Year 1
Format	Development 1/8 field games 2 x 20 minute halves 5 minute half time
	Advanced 1/4 field games 2 x 20 minute halves 5 minute half time
Grades	2 Divisions determined by registration at the beginning of the season. No grades but competition is determined ongoing through season based on weekly results
Timings and Venues	Saturday mornings 8am – 1:30pm Tauranga Hockey Centre Blake Park grass

Kiwi Sticks 6-a-side

Age Group	Generally Years 5 and 6 but can be younger
Format	Development 1/4 field games 2 x 20 minute halves 5 minute half time
	Advanced 1/2 field games 2 x 20 minute halves 5 minute half time
Grades	6 - 8 grades of 8 teams determined by 4 days of grading 7 rounds of round robin games 3 rounds of finals games (QF/SF/F)
Timings and Venues	Saturday mornings 8am – 1:30pm Tauranga Hockey Centre – as Draw advises Bethlehem College – as Draw advises Otumoetai College – as Draw advises Otumoetai Intermediate – as Draw advises Aquinas College – as Draw advises Katikati College – as Draw advises Te Puna School – as Draw advises

4. Awards / Prizes / Prizegiving

Prizegiving Dates

Fun Sticks	To be confirmed / Tauranga Boys College (tbc)
Mini Sticks	Saturday 17 th September / TH Hockey Pavilion
Kiwi Sticks	Saturday 17 th September / TH Hockey Pavilion

Prizegiving Contingency Date	Location / Timings as advised
------------------------------	-------------------------------

Awards

Mini Sticks

Trophy	Most Improved Mini Sticks Team B3
Trophy	Most Improved Mini Sticks Team B2
Ray Dillon Shield	Most improved Mini Sticks Team Overall
Hahunga Trophy	Most Outstanding Mini Sticks Team

Kiwi Sticks

Trophy	Kiwi Sticks A8 Championship Winner
Trophy	Kiwi Sticks A7 Championship Winner
Printex Trophy	Kiwi Sticks A6 Championship Winner
Mavis Hanna Trophy	Kiwi Sticks A5 Championship Winner
Maree Mather Trophy	Kiwi Sticks A4 Championship Winner
Coxhead Family Trophy	Kiwi Sticks A3 Championship Winner
Coxhead Family Trophy	Kiwi Sticks A2 Championship Winner
Trophy	Kiwi Sticks A1 Championship Winner

5. Competition Structure

(Mini Sticks and Kiwi Sticks)

Team definition:

Mini Sticks:

- Teams may be mixed gender and while encouraged, it is not mandatory
- Teams consist of 6 players on field at a time
- There is no Goal Keeper and the position is not encouraged

Kiwi Sticks

- Teams may be mixed gender and while encouraged, it is not mandatory
- Teams consist of 6 players on field at a time
- There is no Goal Keeper and the position is not encouraged

Game timings:

For games at Tauranga Hockey Centre and Blake Park, the Control Room is the official timekeeper.

For games at satellite locations, the on duty controller or game Umpires are the official timekeeper.

Games are “running clock” 20 minute halves with 5 minute intervals for halftime and game changeover. There is no stopping the clock for substitutions or injury breaks.

Games will start at their scheduled start time as determined by the official timekeeper and end accordingly as scheduled.

There is no reason for any game to be running late or out of synch with corresponding games.

If a game starts later than the scheduled timing as indicated by the Timekeeper, the game must still finish at the scheduled end time even if it means the actual game itself is shorter than intended.

Mini Sticks play either $\frac{1}{4}$ or $\frac{1}{8}$ sized fields on the allocated Blake Park grass fields or on the Tauranga Hockey Centre Beach or Port turfs.

Kiwi Sticks will play on a $\frac{1}{4}$ or $\frac{1}{2}$ pitch at Tauranga Hockey Centre or on one of the following designated locations:

- Bethlehem College turf (Development grade $\frac{1}{4}$ pitch or Advanced grade $\frac{1}{2}$ pitch)
- Aquinas College turf (Advanced grade $\frac{1}{2}$ pitch only)
- Otumoetai College turf (Advanced grade $\frac{1}{2}$ pitch only)
- Otumoetai Intermediate turf (Advanced grade $\frac{1}{2}$ pitch only)
- Katikati College (Development grade $\frac{1}{4}$ pitch or Advanced grade $\frac{1}{2}$ pitch)
- Te Puna School (Development grade $\frac{1}{4}$ pitch only)

Results:

Results are to be recorded in the Control Room at the completion of the game

If unable to be recorded in the Control Room, they are to be txt'd to the Results Officer by 8am the following Sunday morning or the official result will be recorded as a 1-1 Draw.

** Results Officer Cellphone number is published on each Weekly Draw*

Competition Rounds:

Mini Sticks

There are two divisions in Mini Sticks being “Development” that is played on an eighth field format and “Advanced” that is played on a quarter field format. The advanced division has two grades while the development division has a single grade. Games are scheduled on an ongoing basis dependent on the team’s win/loss records.

Grading is subjective and determined as follows:

- By registration where teams are identified as development or advanced by the schools.
- Within each of these grades by ongoing mixing and matching brought about by teams win / loss results throughout the season

Kiwi Sticks

There are two divisions in Kiwi Sticks being “Development” that is played on a quarter field format and “Advanced” that is played on half field format. Within each division there are grades with eight teams per grade. The number of grades may vary from year to year dependent upon how many entries are received.

There will be one round of competition games followed by three finals rounds consisting of quarter-finals, semi-finals and finals.

Grading is determined as follows:

- By registration where teams are identified as development or advanced by the schools.
- By four or five rounds of pre-competition grading games.

Competition placing is decided using the following criteria:

- Total points after one round of competition games.
- Goal difference.
- Goals scored.
- Result of the game played between the teams in question.

Finals Process:

- **Quarter-finals**

Quarter-finals within each grade are drawn as follows:

Game A: 1st v 8th,
Game B: 2nd v 7th,
Game C: 3rd v 6th,
Game D: 4th v 5th

Where quarter-final is tied at end of game, there will be a 5 minute golden goal period played 1 way only

If there is still no result, the higher qualifying team goes through to the Semi-final.

- **Semi-finals**

Semi-finals within each grade are drawn as follows:

Game E: Winner Game A v Winner Game D,
Game F: Winner Game B v Winner Game C

Game G: Loser Game A v Loser Game D,
Game H: Loser Game B v Loser Game C

Where Semi is tied at end of game, there will be a 5 minute golden goal period played 1 way only

If there is still no result, the higher qualifying team goes through to the Final

- **Finals**

The Final in each grade is drawn as follows:

Game I: Winner Game E v Winner Game F (Championship Final)

Game J: Loser Game E v Loser Game F

Game K: Winner Game G v Winner Game H

Game L: Loser Game G v Loser Game H

If Final is tied at full time, the title is shared.

During Finals Day, teams not making the Championship Final can play for placings or may play friendly games involving parents / siblings. Local accepted rule is that parents and siblings cannot "hit" the ball or play inside either goal circle i.e. they cannot defend or score goals.

Friendly games are to be played in festive spirit.

For Team playing rosters and Default criteria, see Section 7 – Local Rules.

6. Umpiring

Every Team is asked to provide one umpire per game.

As with all aspects of Small Sticks Hockey, the emphasis is very much on support and participation and adults attached to the individual teams are asked to be leaders and promote themselves into this very important role.

Umpire workshops will be advertised and all supporters (coaches, managers and parent supporters) and players are asked to make themselves available to attend one or more of the sessions.

The sessions, while voluntary, will assist those controlling games to better understand the role of an Umpire at this beginner level of the game.

Any Team that, on a regular basis, does not supply an Umpire at games will be subject to review by the Small Sticks Committee.

There are umpiring courses available at different times through the year. Check the Umpires page on the TH website for any updated information – www.tgahockey.co.nz.

For Mini Sticks “Development” division on the turf at THC, please umpire up and down the coned off boundary line in order to monitor the ball going into the neighbouring game.

7. Local Rules

All games shall be played in accordance with the Rules of Hockey issued by the International Rules Board under the authority of the FIH as endorsed by the New Zealand Hockey Federation. The exceptions being documented here as Local Rules.

Local Rules are a specific subset of the Rules of Hockey pertaining to Tauranga Small Sticks Hockey. These rules are designed to complement and clarify aspects specific to the local Primary Schools competitions.

Sportsmanship

Bad sportsmanship of any sort is not tolerated by Tauranga Hockey from Players, Coaches or Supporters.

Tauranga Hockey and all contributing schools engage a Code of Fair Play and this is the basis upon which sportsmanship is defined.

Team Numbers

Mini Sticks and Kiwi Sticks teams consist of 6 players of either gender, although teams may choose to play as single gender.

There are no goal keepers at Small Sticks level and the position is not encouraged.

Mini Sticks and Kiwi Sticks games will commence if both teams have a minimum of 4 eligible players on the field at the scheduled start time.

If one of the Teams does not have a minimum of 4 players, the game timer but not the game itself will start as scheduled and the diminished team has 5 minutes to produce sufficient players to begin playing (the game timer continues regardless). If the diminished team does not have 4 players at the 5 minute mark, that team defaults the game.

If both teams cannot field sufficient players by the 5 minute mark, the result will be recorded as 0 – 0 with no competition points allocated.

Any team that records 3 defaults throughout the grading and competition rounds will be subject to review by the Small Sticks Committee as to their suitability to continue playing.

Player Movement

Players are not permitted to play for a team in a grade or division lower than the team that they are registered in.

Players may only play up a grade for 3 games before automatically becoming permanent members of the higher team and from that point onwards, they are not eligible to play in the original lower grade team.

Uniform

All players are required to wear mouth guards and shin pads at all times when taking part in a game.

No hard peaked caps are permitted to be worn while playing.

Each playing team shall endeavour to wear correct uniform at all times (as per the Team Registration form). Any unfair advantage gained from wearing incorrect uniform will lead to players being stood down from playing that game.

All teams should carry sufficient medical equipment to dress wounds and to clean the turf of excess blood. All injuries must be recorded in the accident register.

Field & Facilities

Where games use plastic tubing to define the outside line, if the ball in play touches the plastic tubing, it remains in play however, out of bounds rules will apply if the player/s controlling the ball uses the tubing to gain an unfair advantage.

Where fields are divided up into $\frac{1}{8}$ pitch size the sideline that is in the middle of the field bordering the neighbouring $\frac{1}{8}$ field will be marked by low dome cones. This will not form a barrier for the ball so it is recommended that the umpire referees from that sideline also controlling the ball when it goes over into the neighbouring game.

Game Ball

For safety reasons, only a white or yellow official game ball shall be used in all games on the Tauranga Hockey Centre turf. For satellite venues, an orange ball may be used by agreement with the game Umpires.

Each team must be able to supply a suitable match ball for each match in which it is engaged

The Game

General

There is no obstruction rule

Any ball that when hit rises above the knee AND this occurs in the immediate vicinity of other players, is considered dangerous and play must stop and is to restart with a free hit to the opposing team.

When any hockey stick is used in what the Umpire considers a dangerous manner, in the immediate vicinity of any other player AND there is an immediate risk of harm to any other player, the Umpire must stop the game and restart with a free hit to the opposing team. The exception is when the player at risk enters from a blind area behind the player swinging the stick. In this case, it is the responsibility of the defending player to take steps to remove themselves from the risk.

It is an offence to play the ball with your stick above your shoulder. A free hit will be awarded to the opposition team from the place where the player played at the ball.

Mini Sticks Development (Eighth Field Format)

The ball cannot be deliberately stopped with the foot or kicked, however when the ball merely touches the foot play should continue. Player safety should be taken into consideration. Where the ball is stopped from going into the goal by hitting a defender's foot (accidental or otherwise) an attacking penalty from the top of the scoring zone should be awarded.

There is no scoring circle. Instead a scoring zone is used which is the area approximately 5m from the baseline spanning the width of the field. A goal is scored when the ball is shot into the goal from within this zone.

The scoring zones should be marked using low dome cones on each sideline.

Where a side-line hit is awarded within the scoring zone all players from both teams must be 5 metres away from the player taking the free hit. An auto (self) pass is allowed but the ball must be passed to another player before a shot can be made at the goal (even if the player moves the ball 5 metres).

A long corner is played when a defender unintentionally plays the ball out over the back line. In some games, where the tubing constitutes the back line, there are no outs. In this case no long corner is played on that side.

A long corner is taken by the attacking team at a point on the scoring zone line, in line with where the ball went over the back line.

There are **no** penalty corners. Instead, a free hit is awarded to the attacking team at the 5m scoring zone, in line with where the offence took place.

When an attacking free hit is awarded within 5m of the scoring zone (including long corners) the player can take the free hit from where it was awarded.

All players from both teams must be 5 metres away from the player taking the free hit.

An auto (self) pass is allowed but the ball **must** be passed to another player before the ball can be taken or passed into the scoring zone (even if the player moves the ball 5 metres).

Mini Sticks Advanced and Kiwi Sticks Development (Quarter Field Format)

For Mini Sticks games the ball cannot be deliberately stopped with the foot or kicked, however when the ball merely touches the foot play should continue. Player safety should be taken into consideration.

For Kiwi Sticks games the ball cannot be deliberately stopped with the foot or kicked. A free hit shall also be awarded to the opposing team if the ball touches a players foot in a manner that is advantageous to that player or that player's team. If there is an advantage to the opposing team then play should continue.

Where the ball is stopped from going into the goal by hitting a defender's foot (accidental or otherwise) an attacking penalty from the top of the scoring zone should be awarded.

There is no scoring circle. Instead a scoring zone is used which is the area approximately 15m from the baseline spanning the width of the field. A goal is scored when the ball is shot into the goal from within this zone.

The scoring zones should be marked using low dome cones on each sideline which may need to be provided by the playing teams if they are not in place at satellite venues.

Where a side-line hit is awarded **within** the scoring zone all players from both teams must be 5 metres away from the player taking the free hit. An auto (self) pass is allowed but the ball **must** be passed to another player before a shot can be made at the goal (even if the player moves the ball 5 metres).

A long corner is played when a defender unintentionally plays the ball out over the back line. A long corner is taken by the attacking team at a point on the scoring zone line, in line with where the ball went over the back line.

There are **no** penalty corners. Instead, a free hit is awarded to the attacking team at the 15m scoring zone, in line with where the offence took place.

When an attacking free hit is awarded within 5m of the scoring zone (including long corners) the player can take the free hit from where it was awarded.

All players from both teams must be 5 metres away from the player taking the free hit.

An auto (self) pass is allowed but the ball **must** be passed to another player before the ball can be taken or passed into the scoring zone (even if the player moves the ball 5 metres).

Kiwi Sticks Advanced (Half Field Format)

The ball cannot be deliberately stopped with the foot or kicked. A free hit shall also be awarded to the opposing team if the ball touches a players foot in a manner that is advantageous to that player or that player's team. If there is an advantage to the opposing team then play should continue.

The scoring zone are the circles as provided on the pitch.

A long corner is played when a defender unintentionally plays the ball out over the back line. A long corner is taken by the attacking team at a point, in line with where the ball went over the back line, along a line parallel to the back line from the top of the circle.

When an attacking free hit is awarded within 5m of the circle (Including long corners) the player can take the free hit from where it was awarded.

All players from both teams must be 5 metres away from the player taking the free hit.

An auto (self) pass is allowed but the ball can only be taken or passed into the circle after it has moved 5 metres from where the free hit was taken.

For penalty corners:

- The defending team is permitted three players to defend the penalty corner from behind the goal line
- At Tauranga Hockey Centre and Bethlehem College, the remaining three players from the defensive team must retreat to the top of the opposite shooting circle. In games at satellite playing venues such as Otumoetai College and Intermediate, the remaining players retreat to halfway only. At satellite venues, the Umpires will agree this portion prior to game start.
- Players who break at penalty corners (both attacking and defensive) will be given warnings by the umpires.
- Other standard penalty corner rules apply for the attacking team with regards to the ball having to go outside the circle before it can be brought in for a shot at the goal.

Nine Goal Rule

Game results will only record a 9 goal differential based on the lower score recorded.

If during a game, a team attains a 9 goal differential, both Coaches together with the game Umpires, may agree in principle for the score to be officially recorded as a 9 point differential and may then proceed with the game as they see fit knowing that the official result has already been agreed i.e. they may mix and match teams to even up the playing balance in some manner.

Player Eligibility

The age criteria is that in the Primary Schools competition, players must be registered with their relevant team AND must be under 11 years old as at the 1st January 2015.

Exceptions to this will be determined on a case by case basis as submitted to the Small Sticks Hockey Committee.

Permission for a student to play for a school other than their own is a decision to be agreed between the schools involved and then raised to the Small Sticks Hockey Committee for ratification.

The Small Sticks committee will make decisions on eligibility based on the following criteria:

- School(s) agreement (where applicable)
- School competition age group eligibility
- Playing grade eligibility
- Other mitigating factors

Questions of eligibility that have not been determined prior to game time may lead to game defaults, player stand down or expulsion from the relevant competition as deemed appropriate.

8. Turf Rules

Play is allowed on the Tauranga Hockey Centre turfs without watering, however the norm is to water both Turfs before the first game.

Smoking is prohibited anywhere inside the Tauranga Hockey Centre and other School Grounds used by or on behalf of Tauranga Small Sticks Hockey

Dogs and other animals are prohibited anywhere inside the Tauranga Hockey Centre and other School Grounds used by or on behalf of Tauranga Small Sticks Hockey.

No glass is permitted on playing surfaces.

No food is permitted on the playing surfaces.

Only field players and Game Umpires are allowed on the playing turf while a game is in progress.

All Coaches, Managers and substitute players must remain clear of the sidelines unless express permission is given by the Game Umpires.

All spectators and other supporters are asked to remain behind the fence / hoardings at all times.

9. Managers' Requirements

The Junior Hockey Rules and Hockey Code of Conduct are posted on the Website. Print a copy and keep it with you at matches. As Manager it is your responsibility to ensure your team complies.

In general, match times are posted on the website on Tuesday evening, but will be available Wednesday at the latest.

It is your responsibility as Manager to get results in to relevant places / people.

Please be aware of the behaviour of any parents / spectators from your team to ensure that they are adhering to the Code of Conduct and general standards of fair play as set down by Tauranga Hockey and expected by all of us collectively as the Hockey community.

10. Primary Schools Tauranga Hockey Centre Duty

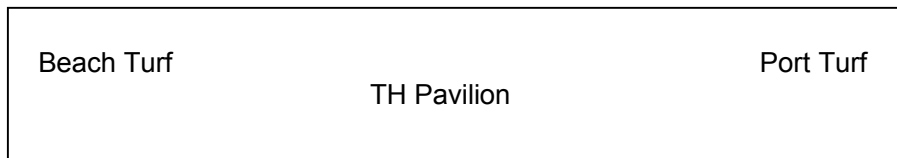
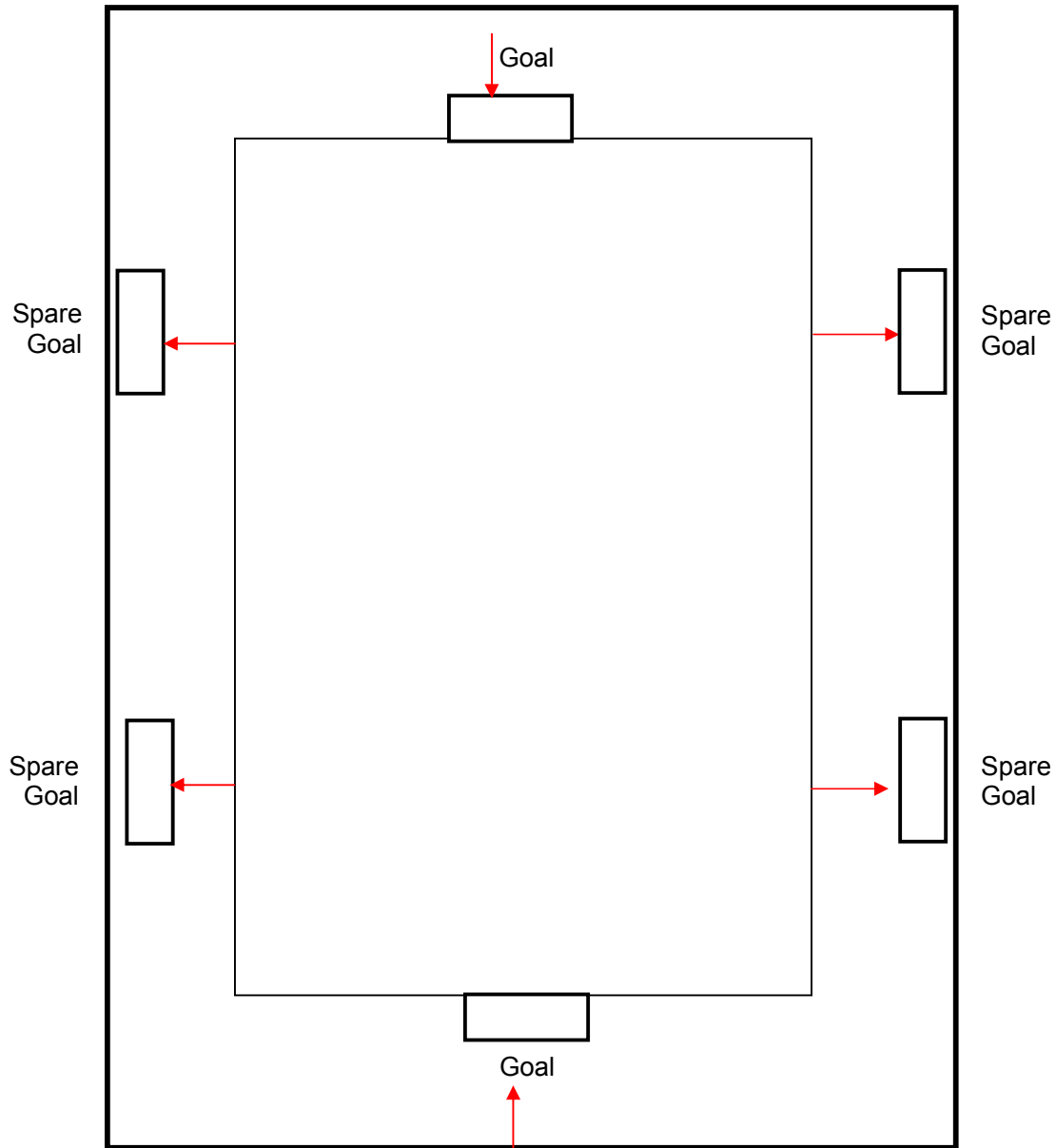
Schools will be rostered as THC Duty Team once per season and it will be shown on that weekends relevant Game Draw.

- At Tauranga Hockey Centre, an on-duty Committee Member will be available throughout the day for questions regarding the Competition. This is the duty school's representative on the Small Sticks Committee.
- Arrive for duty 30 minutes prior to start of first game.
 - For Schools sharing Duty during the day, ensure you have people ready to take over at agreed times .
- Generally, the main Gate and Pavilion are opened by the Café staff. They also water both of the Turfs.
- Unlock gate to grass Mini fields - liaise either with Café staff or the Committee Member to arrange a key.
- Set up Beach / Port Turfs and Grass fields in required format.
 - For Mini Sticks games on turf, set $\frac{1}{8}$ or $\frac{1}{4}$ fields, for Kiwi Sticks games, set $\frac{1}{4}$ or $\frac{1}{2}$ fields.
 - Port and Beach Turfs are numbered off from the Pavilion side and from left to right in the case of $\frac{1}{8}$ fields (B1, B2 ... P1, P2 ...).
 - For $\frac{1}{8}$ fields (on the water Turfs) low dome cones are to be used to divide the quarter pitch in half. Four large cones per field to be used as goals running up and down the full pitch (as opposed to across the pitch for $\frac{1}{4}$ field).
 - **For games on grass, 4 large cones per field, acting as goals, are all that is required** (Large cones are in the Equipment Store under Pavilion Building Control Room – see Committee Member or get key from the Café to access).
- Draw to be available in the Control Room to track games and record Results.
- Committee Member will activate Control Room PA system.
 - Activate microphone On / Off switch to use.
 - **Announce 1 minute warnings to game start and then half time resumptions only.**
 - Sound air horn buzzer to start and stop games.
 - Remind teams that results are required on Result Sheet in Control Room.
 - Regularly remind that only Coaches, Managers and Players are allowed on Turfs.
 - In periods between games, remind players that in the interests of safety, do not warm up in front of Dug Outs.
- After the initial watering before the first game, NO watering needs to take place during the morning's competition.

- At completion of day, make sure grass field cones are packed away, Equipment Store locked and gate to grass fields is locked.
- Reset Beach and Port turfs to full pitch for Premier Club matches.
- At the end of the morning please ensure the pavilion is left in a clean and tidy state. This includes clearing rubbish from tables and vacuuming the floors. The vacuum cleaner is in a cubby next to the bar.

11. How to reset Beach and Port Turfs:

This will change when we get our new goals on the Beach Turf. That will mean only the main goals will need to be pulled forward and the side goals pushed back against the fence.



12. THC Turf Fields for Primary School Hockey

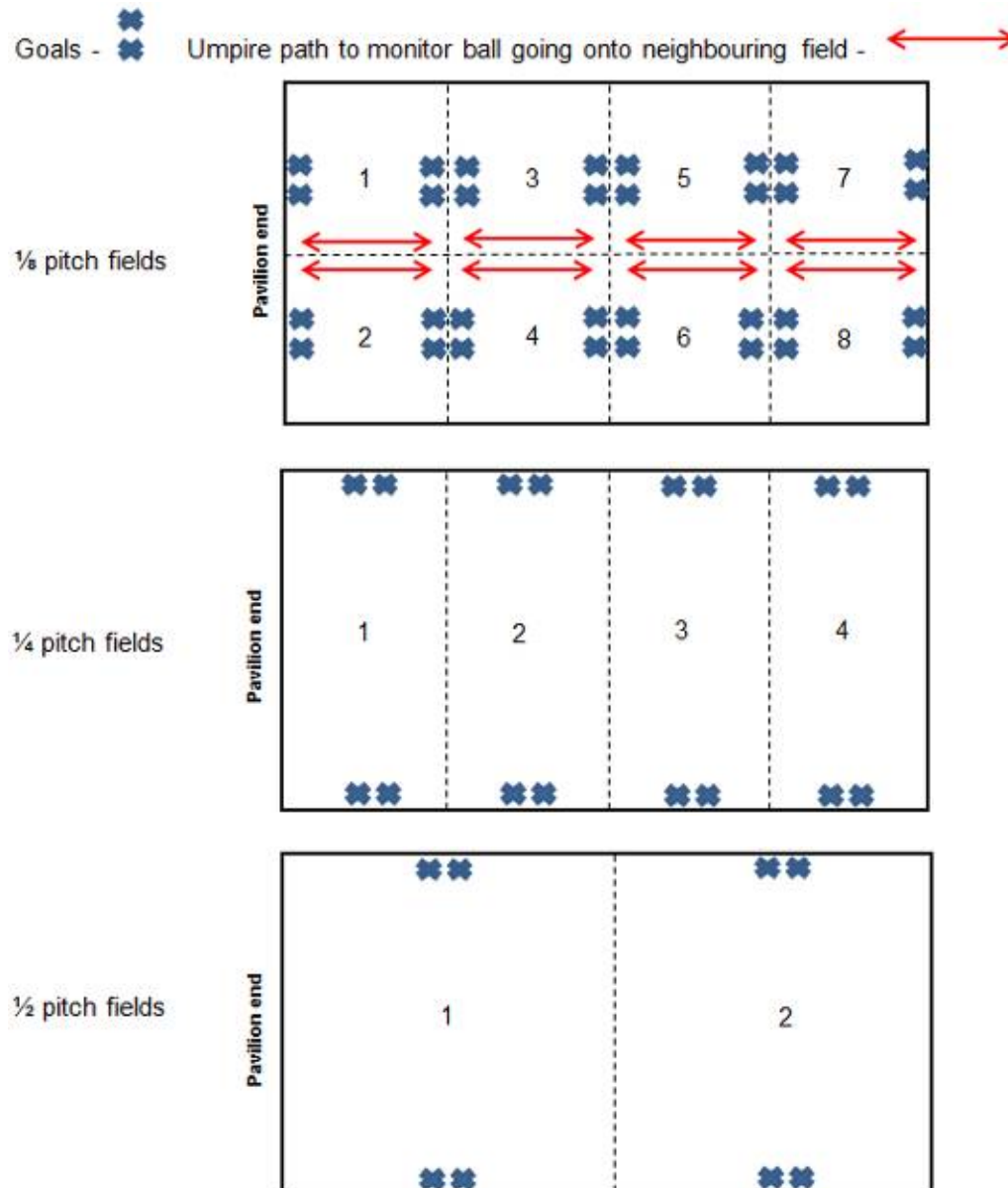
When playing half field games on turf, use half fields, play across field and set Goals accordingly.

When playing quarter field games on turf, use ¼ fields and available Goals (upright and wooden flat units).

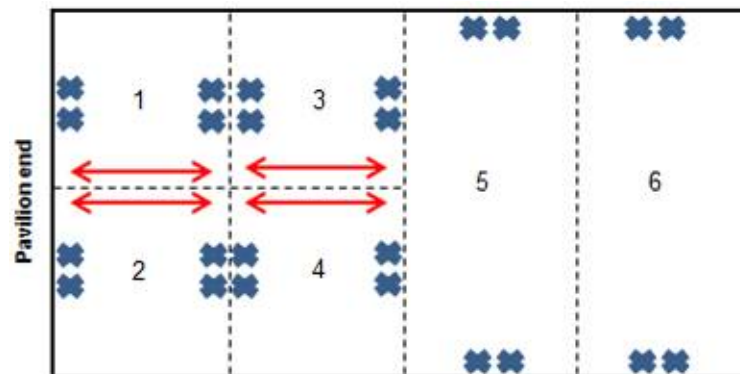
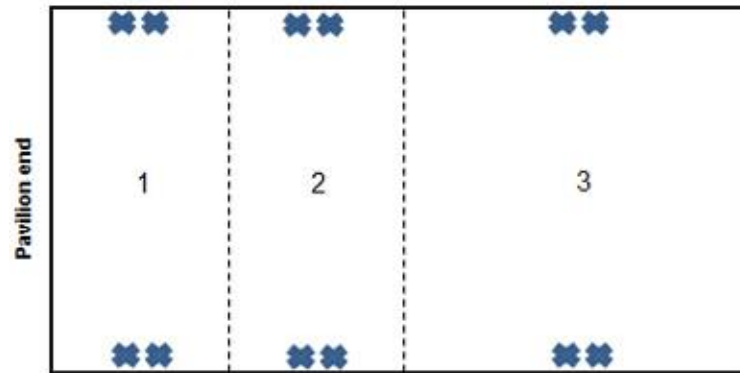
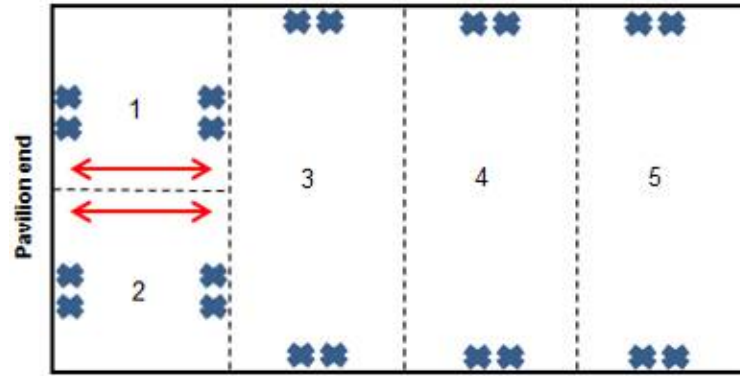
Plastic tubing is to be used to define the playing field sidelines for both half and quarter pitch fields at Tauranga Hockey Centre and Bethlehem College. Tube holders and sandbags are to be used to minimize the tubing being blown across the fields on windy days.

As well as the plastic tubing, small dome cones are to be used to define the playing field sidelines for ¼ pitch fields at the Tauranga Hockey Centre. Tall cones are to be used to define the goals for these ¼ fields.

Eighth, Quarter and Half Field Formats



Mixed Size Field Formats






13. Blake Park Grass Fields for Primary School Hockey

The grass fields at Blake Park are the equivalent size to a quarter field. Use 4 cones per field as Goals, available from Storage Shed under Control Room of Pavilion Building.

As fields are painted, unless lines become faded, cones are not necessary for marking side-lines and corner points.

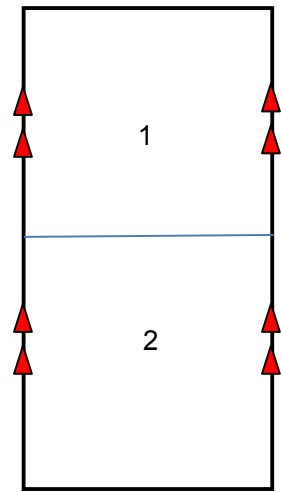
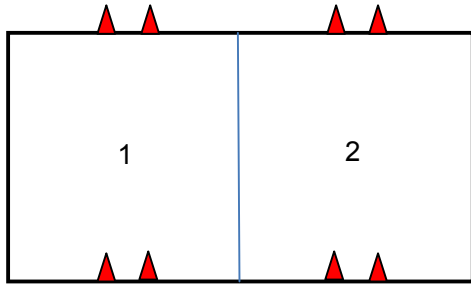
field Formats



THA Turf and Pavilion



Where the grass fields need to be split up into eighth fields the configuration is as follows where field 1 is on the left or top.



14. Satellite Hockey Venues for the Tauranga Small Sticks Competition

Tauranga Hockey Association thanks the following schools who have offered the use of their playing facilities, free of charge, to the Small Sticks competition for 2015:

- Otumoetai Intermediate
- Aquinas College
- Otumoetai College
- Bethlehem College
- Katikati College
- Te Puna School

When Schools are playing at any of these satellite venues, please remember you are representing both your school and Tauranga Hockey and are expected to treat these grounds as if you were playing at the TH turfs.

This document outlines a few guidelines to be followed when playing at these locations.

General Guidelines:

- Please leave the grounds in the same condition as when you arrived
- All grounds when used by TH are smoke free and prohibit the use of any form of drugs and alcohol
- Please leave all pet animals at home. They are not permitted at any of the satellite venues
- Where there are bins provided for rubbish, please use them otherwise take your rubbish away with you
- Toilets may or may not be available depending on other events that may be in place at each venue. Where this facility is supplied, please respect and use only as intended
- All schools have specified parking areas which do not include grassed areas. Respect the grounds by parking only in approved areas and in a courteous and considerate manner
- Unruly or unsporting behaviour of any description will not be tolerated

- If there are any issues with access to the school playing turfs, please contact your Small Sticks Committee representative who will initiate further action as necessary

- In similar vein, if there are issues with the facilities themselves, contact your Small Sticks Committee representative who will action the issue as necessary

Particular guidelines for each location:

Otumoetai Intermediate

5 Charles St
Otumoetai

- There is some parking on the school grounds and further parking on the roadside of Charles St
- The playing turf is inside the school grounds and down the slope towards the grass playing fields
- A designated keyholder will unlock the playing turf area prior to the start of the first game and will lock it again at the completion of games
- Access to building interiors is not allowed
- A toilet may be available

Aquinas College

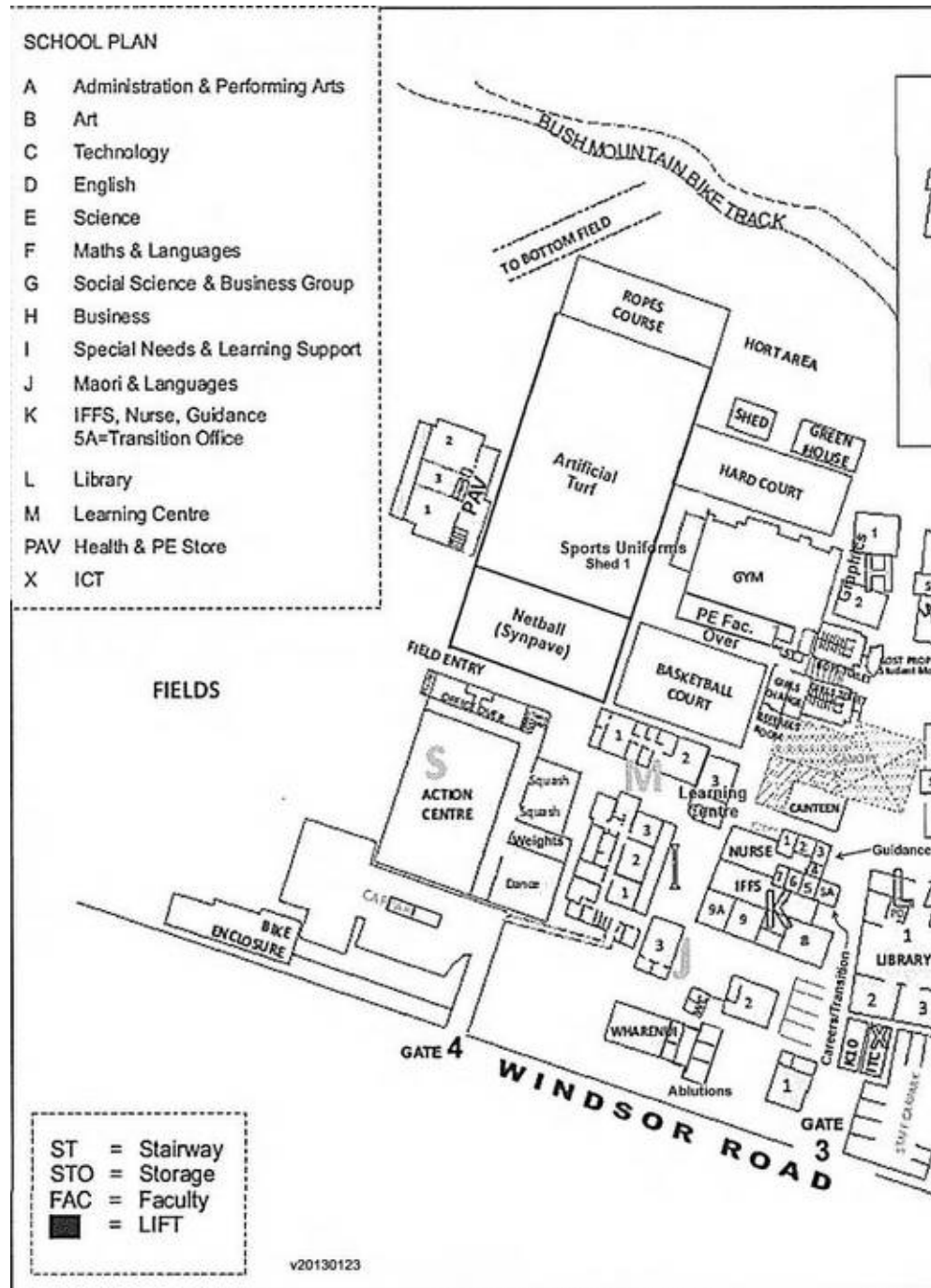
183 Pyes Pa Road
Pyes Pa

- To get to the Hockey Turf, following the main entrance to the right and the turf is to the rear of the main Gymnasium complex
- There are specific and identified speed limits when driving through the School grounds that must be observed
- There is plentiful designated parking on the school grounds
- Do not park on any grassed areas
- A designated keyholder will unlock the playing turf area prior to the start of the first game and will lock it again at the completion of games
- Access to building interiors is not allowed
- A toilet is available on the turf side of the main gymnasium complex. Do not use any other internal toilets

Otumoetai College

105 Windsor Road
Otumoetai

- Parking is on Windsor Road and the adjoining streets. Do not park in the school grounds, in particular, do not park in the Action Centre carpark
- The playing turf is a short walk behind the Action Centre complex
- A designated keyholder will unlock the playing turf area prior to the start of the first game and will lock it again at the completion of games
- Access to building interiors is not allowed



Katikati College

33 Beach Road
Katikati

- To get to the turf, drive into the Action Centre car park and follow the road around to the back field.
- Turf will be unlocked and watered for the first game.
- Only park in designated parking spots.
- Due to building work parking is limited but there is parking available at the Dave Hume Pool complex on Carisbrook Street and you can walk through the back field to the turf.
- There is no access to any school buildings.

Te Puna School

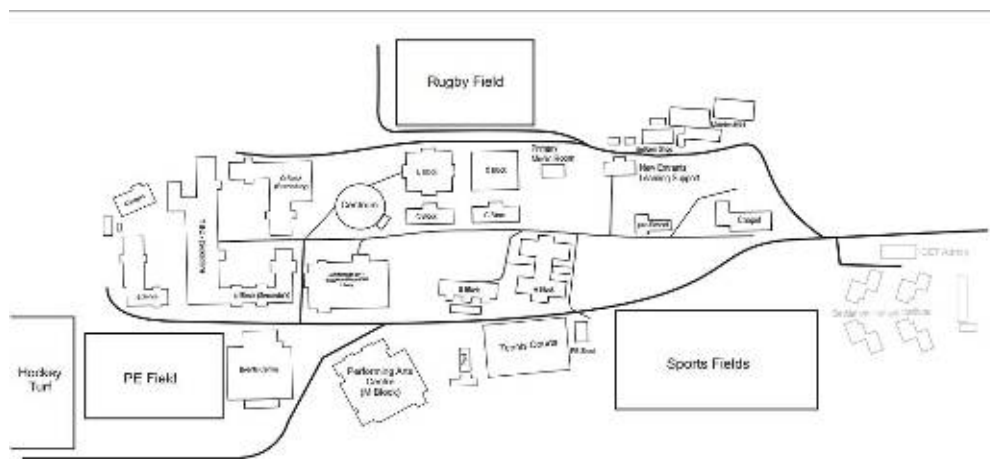
225 Te Puna Road
Te Puna

- The hockey turf is accessed from the far end of the school car park between the school and the play centre.
- The turf is not locked.
- Parking is provided within the school car park or on Te Puna Road.
- Access to building interiors is not permitted.

Bethlehem College

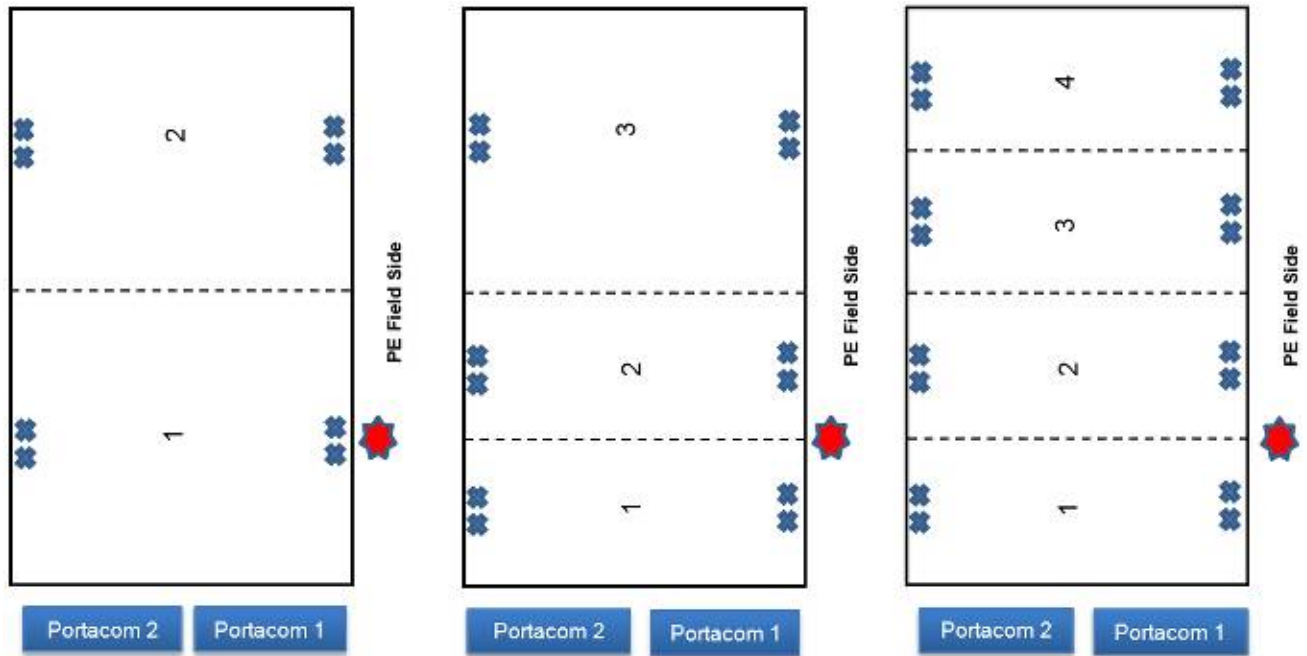
24 Elder Lane,
Bethlehem

- Gates are opened 6:30am on Saturday mornings
- There are specific and identified speed limits when driving through the Campus that must be observed
- To get to the Hockey Field, follow the main entrance road to the left, past the Performing Arts Centre to the final parking area adjacent to the PE Field
- Parking is permissible in any of the marked car parks from the Performing Arts Centre onwards and in the main bus park area adjacent to the PE Field
- DO NOT drive down the hill past the bus park area
- There is a single Portaloo available for use
- Access to any building interiors is not allowed
- Access to any of the farm area is strictly prohibited




Bethlehem College Map

The Bethlehem College field can be divided up into either half or quarter fields, as per Tauranga Hockey Centre fields, using plastic piping. The goals are a combination of 4 proper goals and where required tall orange cones. After the last game please store the plastic piping neatly behind the goals, at the far end of the Turf (opposite side to the Portacom's). When being stored they must be laid out straight across the full width of the Turf. This keeps them tidy and reduces tangling and damage. For quarter field games, teams should use their own cones to mark out the 15m scoring zone. These will not be provided.



15. Primary Schools Bethlehem College Duty

Schools within geographical proximity to Bethlehem College will be rostered as Bethlehem College Duty Team on a rotation basis and it will be shown on that weekend's relevant Game Draw.

- At Bethlehem College, an on-duty Committee Member will be available throughout the morning for questions regarding the Competition. This is the duty school's representative on the Primary School's Committee.
 - You will need:
 - A copy of the draw to ensure games are on the correct fields
 - A high-vis vest to ensure you are identifiable (If you have one)
 - A watch/stopwatch to keep the times
 - A whistle/hooter to signal game start, finish and half times
 - Megaphone to make announcements easier (If you have one)
 - Please identify yourself to all teams so they are aware of who is timing and co-ordinating the games.
- Arrive for duty 30 minutes prior to start of first game.
 - For Schools sharing Duty during the day, ensure you have people ready to take over at agreed times.
- Key for Portacom 1 is attached to a block of wood in a key box on the first light pole indicated by  on the diagram above. Please text the Primary School Committee Chair on 021 260 0293 to obtain the code for the key box.
 - Up to 8 cones should be used to mark goals for the quarter fields
 - Return the key to the key box on the light pole
- Set up Turf in required format according to the draw.
 - Refer above for either ¼ and/or ½ field formats.
- Monitor games
 - Make a 5 minute warning and then a 1 minute warning (These will need to be shouted out)
 - Monitor game times. Please make sure games start and end on time. If teams are late to start they will lose time during the game. They **must** finish on time to ensure subsequent games are not held up. Twenty minute halves with a five minute half time Use a whistle/hooter to signal the start and end of games.
 - You could ask umpires to bring scores to the co-ordinator and you collate them to submit to the draw steward.
 - Review the draw to determine if a change of field format is required during the morning. Ensure this is done in a timely manner in between the games.
- At completion of the morning's games , make sure the turf is reset to the full pitch
 - Pull the pipes neatly around the far sides of the turf.
 - Return goals to full field positions. The two spare goals should be positioned on either side of the field.
 - Return the cones to Portacom 1. Lock the portacom and put the key back in the key box on the light post. Ensure the key box is locked before finishing the duty.